



County of Alameda PROPOSED BUDGET 2014-2015



Through the support and shared vision of New Beginnings and the Alameda County Arts Commission's 100 Families program, Alameda County partnered with the Oakland Museum of California to present the mural "We Dream in Art" on the front and side of the County Administration Building in Downtown Oakland. The 190-foot-long mural features the faces of local residents and the inspiring artworks of families who collaborated to create messages focused on their positive hopes and dreams for our community.

Presented by the County Administrator

BUDGET SUMMARY

The Budget Summary provides an overview of the appropriations and revenues contained in the County of Alameda Fiscal Year (FY) 2014-15 Proposed Budget.

BUDGET APPROPRIATION

The FY 2014-15 Proposed Budget includes appropriations of \$2.8 billion. The Budget is divided into program areas for reporting purposes: Public Assistance, Health Care, Public Protection, and General Government. Other uses of funds include Capital Projects; Public Ways and Facilities; Non-Program Expenditures; Contingency and Reserves; and Cultural, Recreation, and Education.

Program Area	Appropriation (in millions)	Percent of Total
Public Assistance	\$750.7	27.0%
Public Protection	\$613.1	22.0%
Health Care	\$612.3	22.0%
General Government	\$218.1	7.8%
Capital Projects	\$355.9	12.8%
Public Ways & Facilities	\$93.5	3.4%
Non-Program Expenditures	\$63.2	2.3%
Contingency & Reserves	\$40.8	1.5%
Cultural, Recreation & Education	\$33.6	1.2%
Total	\$2,781.2	100.0%

BUDGET REVENUE

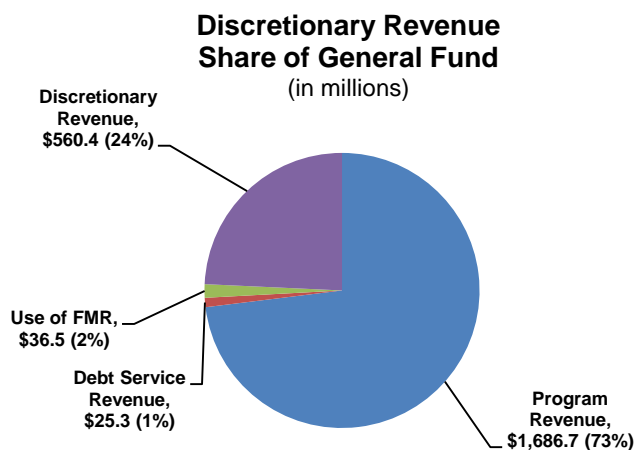
The County Budget is financed by revenues from State, federal, and local governments; revenues from property and other taxes; charges for services; fines, forfeitures, and penalties; interest from investments; and other revenues. For all funds, the FY 2014-15 revenue totals \$2.8 billion. The General Fund totals \$2.3 billion and supports most County programs. Revenues from other government agencies represent 53% of the total financing for all funds and 61% of the General Fund. Thus, the County is subject to severe cutbacks when State and/or federal governments cut funding for programs.

Last year the State adopted a major new realignment of health and public assistance programs to implement the federal Affordable Care Act. In FY 2014-15, Governor Brown proposes redirecting \$725 million statewide from county health departments, which would strip out all of Alameda County’s \$44 million in 1991 realignment revenue for indigent health. This loss of revenue will reduce Alameda Health System’s contract for indigent health services and raises significant concerns about the ongoing cost to counties for providing health services to those individuals not covered by the State-administered Medi-Cal expansion, and whether there will be adequate funding to cover these costs.

The following table shows financing by source for the FY 2014-15 Proposed Budget:

	Revenue (in millions)	Percent of Total
State, Federal & Local Government Aid	\$1,459.8	52.5%
Property Taxes	\$341.1	12.3%
Charges for Services	\$287.7	10.3%
Fines, Forfeitures & Penalties	\$208.2	7.5%
Other Financing Sources	\$172.8	6.2%
Other Revenues	\$125.4	4.5%
Other Taxes	\$98.9	3.5%
Available Fund Balance	\$69.4	2.5%
Licenses, Permits & Franchises	\$9.9	0.4%
Use of Money & Property	\$8.0	0.3%
Total	\$2,781.2	100.0%

Only 24% of General Fund revenue, or \$560.4 million, is discretionary revenue that the Board of Supervisors has the authority to allocate to meet County needs. Most of this discretionary revenue is used to fund the County’s mandated share of costs for the programs that receive federal and State funding.

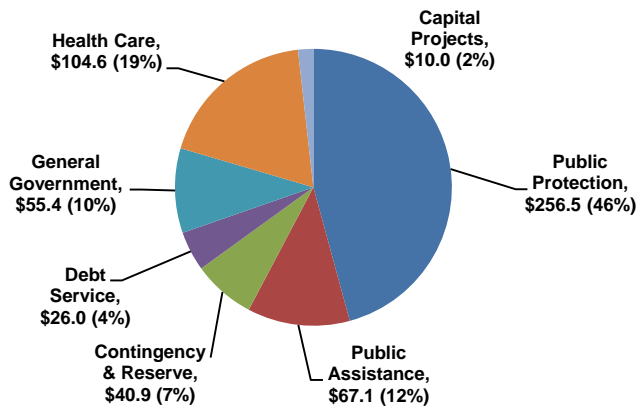


Total General Fund: \$2,308.9 million

The major sources of discretionary revenues are the County’s share of property taxes and Educational Revenue Augmentation Fund (ERAF) revenue. ERAF revenue is State funding that partially offsets the shift in Vehicle License Fee and sales tax revenue from local jurisdictions to the State. Other discretionary revenue includes interest on investments and sales and use taxes.

The allocation of discretionary revenue to programs is shown on the following chart:

Use of Discretionary Revenue by Program
(in millions)



Total Discretionary Revenue: \$560.4 million

BUDGET BALANCING

The Proposed Budget is balanced and closes a \$67.1 million funding gap (the difference between projected expenses and revenue) through a combination of program reductions, revenue increases, and one-time strategies.

PROGRAM HIGHLIGHTS

Appropriations within the four major County program areas and a description of the services provided by each program area are shown below. Net County Costs are funded through the allocation of discretionary revenue.

Health Care Services Agency	
Appropriations	\$642,296,070
Revenue	\$523,697,487
Net County Cost	\$118,598,583
Funded FTEs	1,461.67

The total Health Care appropriation above includes Emergency Medical Services, Vector Control, and Measure A programs.

Health Care Services Agency Programs

Agency Administration manages the County Medically Indigent Services Plan, School Health Services, Measure A Essential Health Care Services Tax programs, the Interagency Children’s Policy Council, and the contract with Alameda Health System (also known as the Alameda County Medical Center).

Behavioral Health Care Services provides alcohol, drug and mental health services, including psychiatric emergency treatment, inpatient care, outpatient/day treatment, case management, and conservatorship services. Behavioral Health also provides mental health services to eligible Medi-Cal beneficiaries and administers Proposition 63 Mental Health Services Act programs.

Environmental Health inspects health care and food-related businesses for compliance with State laws, monitors disposal of medical and hazardous waste, and manages the Vector Control Program.

The **Public Health Department** provides a range of community health, disease detection and prevention, and health education programs, and manages the Emergency Medical Services Program.

Public Assistance	
Appropriations	\$750,736,475
Revenue	\$681,524,227
Net County Cost	\$69,212,248
Funded FTEs	2,644.32

Public Assistance Programs

The **Social Services Agency** manages Adult, Aging and Medi-Cal Services, Children and Family Services, and Workforce and Benefits Administration programs and services.

Adult, Aging and Medi-Cal Services provides Adult Protective Services, Public Guardian-Conservator services, In-Home Supportive Services (IHSS) and Medi-Cal, manages the Area Agency on Aging and Veterans Services, and serves as Public Administrator.

Children and Family Services provides emergency response, shelter, and care to children who are suspected of being abused or neglected. The department also provides family reunification, permanent placement, and foster care program services.

Workforce and Benefits Administration (formerly Economic Benefits and Employment Services) determines eligibility for assistance programs and provides economic aid, employment assistance, and support services to individuals and families.

The **Department of Child Support Services** establishes paternity and child support orders, and collects child and spousal support payments.

Public Protection	
Appropriations	\$613,141,386
Revenue	\$347,577,311
Net County Cost	\$265,564,075
Funded FTEs	2,658.30

Public Protection Programs

The **District Attorney** prosecutes criminal violations within the County, provides various services for crime victims and witnesses, and supports the Grand Jury.

The **Probation Department** provides supervision and rehabilitative services to juvenile and adult criminal offenders, and operates the County’s Juvenile Justice Center and juvenile camp.

The **Public Defender** provides legal defense services for indigent persons accused of crimes.

The **Sheriff** operates the County jails, crime labs and animal shelter, and provides law enforcement services in the unincorporated areas and to the City of Dublin. The Sheriff also serves as the Coroner, Director of Emergency Services, and an officer of the courts.

Trial Court Funding provides funding for court facility, security, and other operating costs.

The **Fire Department** provides fire protection and paramedic services to the unincorporated areas, the cities of Dublin, Emeryville, Newark, San Leandro and Union City, and the Lawrence Berkeley National Laboratory and Lawrence Livermore National Laboratory.

General Government	
Appropriations	\$218,066,175
Revenue	\$133,406,827
Net County Cost	\$84,659,348
Funded FTEs	920.75

General Government Programs

The **Board of Supervisors** governs Alameda County and is elected by the voters in each of their five respective districts.

The **County Administrator’s Office** implements the policies of the Board of Supervisors, prepares the annual County Budget, provides fiscal oversight for all County programs, manages economic development, diversity and risk management programs, serves as Clerk of the Board of Supervisors, and provides support to the Local Agency Formation Commission (LAFCo).

The **Assessor** locates, identifies ownership, and appraises all property subject to taxation.

The **Auditor–Controller** maintains the County’s accounting, payroll, and audit systems; provides document recording services; and collects fines, restitutions, and other payments.

The **Community Development Agency (CDA)** provides land use planning, construction rehabilitation, lead poisoning prevention, community development and redevelopment services, and enforces State agricultural and weights and measures laws.

County Counsel provides a broad range of civil legal services to the Board of Supervisors, the County, and its agencies and departments.

The **General Services Agency** administers purchasing, building maintenance, communications, motor vehicle, real property, and capital project management services.

Human Resource Services manages recruitment, examination, position control, labor relations, and employee benefits administration services.

The **Information Technology Department** provides information systems support to all County agencies and departments.

The **County Library** offers library and literacy services to the unincorporated areas, County institutions, and the cities of Albany, Dublin, Fremont, Newark, and Union City.

The **Public Works Agency** provides building inspection, land development and survey, storm water pollution prevention, flood control, road, street lighting, transportation planning, and crossing guard services.

The **Registrar of Voters** conducts voter outreach and registration, candidate services, and federal, State, County, local and special elections.

The **Treasurer–Tax Collector** collects and disburses State, County and local taxes, issues business licenses for unincorporated areas, and invests County funds.

Zone 7 Flood Control provides water and flood control services to the Livermore-Amador Valley area.

Other Uses of County Funds

The budget includes \$459.4 million to fund contracts with **community-based organizations** that provide a range of community development, health, and human services to County residents.

Funding for **Capital Projects** and the **Property Development Program** totals \$355.9 million.

ADDITIONAL INFORMATION

Cover Images: The “We Dream in Art” mural on the County Administration building was created through the leadership of the Oakland Museum of California with the help of artists and collaborators, including partner organizations YMCA of the East Bay, Oakland Asian Cultural Center, Eastside Arts Alliance, and Alameda County. The project’s creative team included lead artist Tommy Wong, photographer Sibila Savage, and graphic designer Malik Johnson.